


BYRNE

Powered Fence

Steel

OVERVIEW

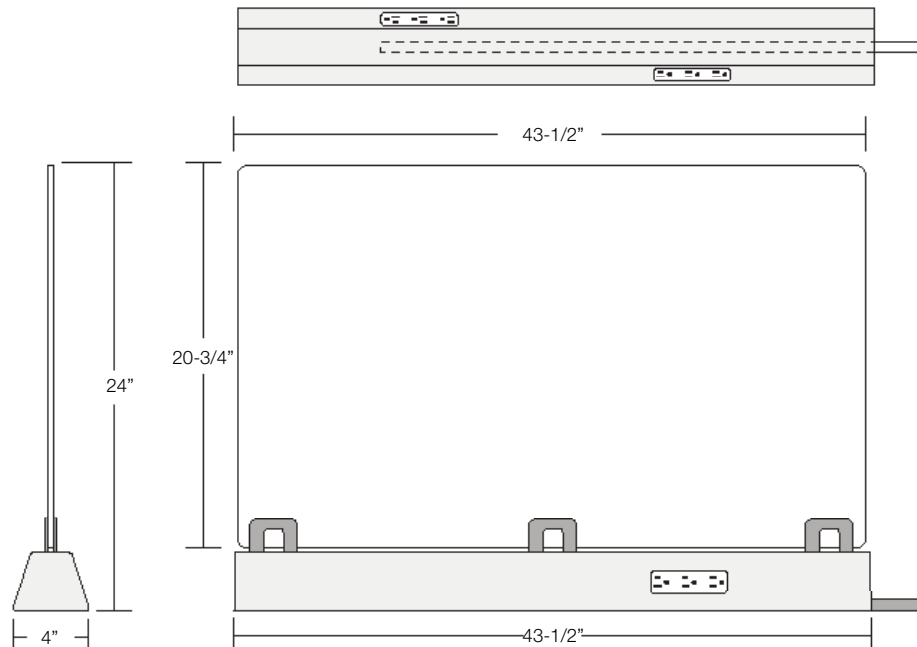
Easily retrofit any workspace by adding privacy and power. With 3 outlets on each side, and just one corded infeed, Fence encourages people to spread out and plug in. But it also creates an attractive physical barrier to give workers the privacy and safety they want to feel their most productive at work. A simple table top mount requires no installation, and can be reconfigured along with your space. Available in a range of powdercoated finishes, and panel material options.



*Image depicts Storm finish with acrylic panel

SPECIFICATIONS

Steel Fence features double-sided power access with three 15A outlets per side, six outlets total.



POWER ENTRY OPTIONS

UL LISTED

CODES


NEW YORK

Corded Steel Fence can be used in New York City, per the New York City Electrical Code.

CHICAGO

Corded Steel Fence can be used on Listed freestanding furnishings in Chicago. Limitations apply.

OPTIONS



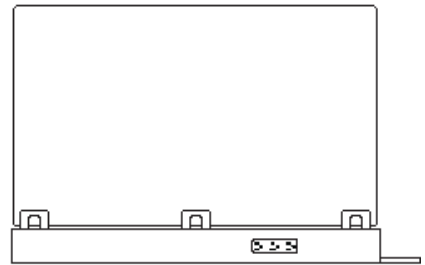
BE06491
Clear Acrylic



BE07668NP-5-DZH
Gloss White



BE07668NP-5-EQG
Matte Fog



BE07668-5-EPQ
Matte Storm

BE07668-5-EQG
Matte Fog

BE07668-5-DZH
Gloss White



BE07668NP-5-EPQ
Matte Storm

FINISHES

Steel Fence has a powder coated steel base with a large panel divider.

PANEL

Acrylic



Clear

TRIM



White
Powder Coated Metal



Fog
Powder Coated Metal



Storm
Powder Coated Metal

CORD

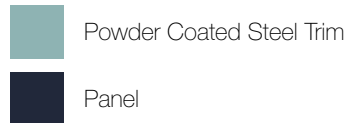
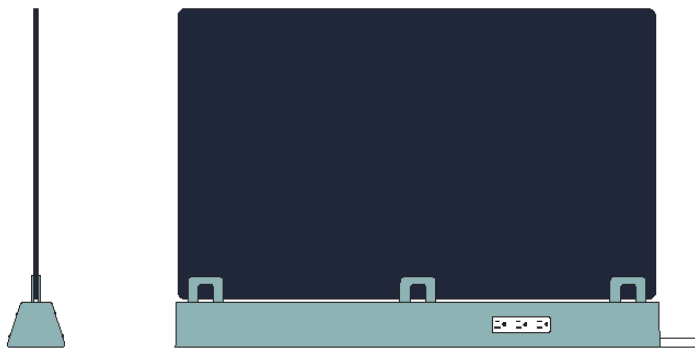


White



Black

FINISH AREAS



Powder Coated Steel Trim

Panel

* Colors represent areas of different material used on the product.