

BYRNE

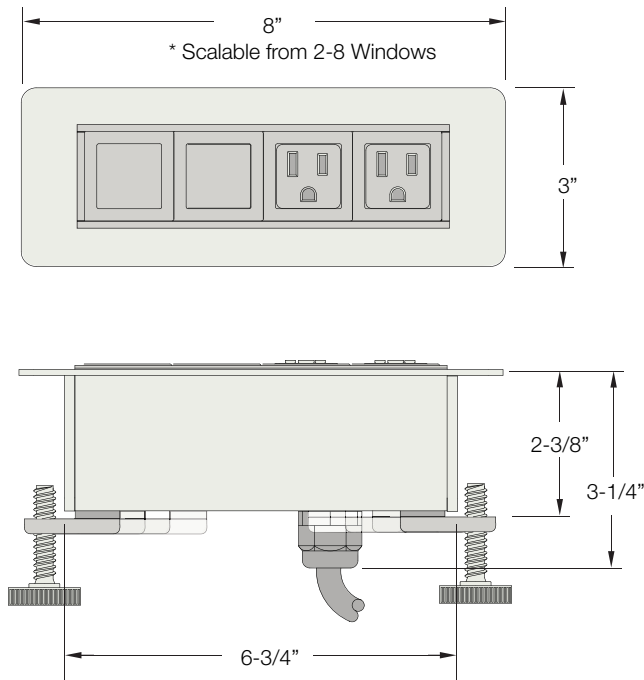
Axil® Z



OVERVIEW

Axil Z's flush mount design, with its patented spill-proof outlets, makes it safe and easy to install power and data in flat work surfaces. It's completely customizable with options for power, USB, USB-C, and data. Axil Z is constructed out of anodized aluminum * image shown: 4 Window Axil Z unit with 2 Power, and 2 USB with Clear Anodized Aluminum, Black Plastic and a Gloss Black Faceplate.

SPECIFICATIONS



CUT OUT DIMENSIONS

	LENGTH	WIDTH
2 Windows	3-3/4"	2"
3 Windows	5-1/4"	2"
4 Windows	6-3/4"	2"
5 Windows	8-1/4"	2"
6 Windows	9-3/4"	2"
7 Windows	11-1/4"	2"
8 Windows	12-3/4"	2"

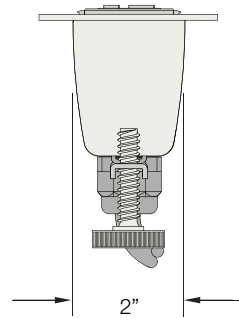
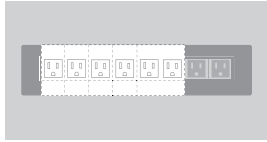


TABLE THICKNESS

MIN - MAX
3/4" - 1-3/4".

CUSTOMIZE BY SIZE

Axil Z comes with 2 to 8 windows, as shown below. Each window can be replaced by a variety of power and technology options.



POWER INFEED OPTIONS

UL LISTED

- Corded
- Hardwired
- 4-Trac interconnect
- 8-Trac interconnect

UL RECOGNIZED & ETL LISTED

- Interlink IQ 2.0
- Interlink

CODES

NEW YORK

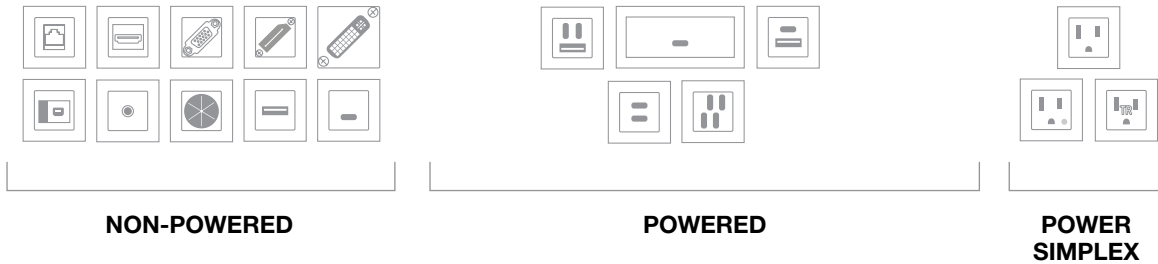
The corded Axil Z can be used in New York City, as per the New York City Electrical Code.

CHICAGO

The Corded Axil Z can be used on Listed freestanding furnishings in Chicago. Limitations apply. The Hardwired Axil Z must be used on all other furnishings in Chicago.

INTEGRATED TECHNOLOGIES

The power simplexes must be grouped together and installed at the **right end** of this product. Technologies requiring power must immediately follow.



Cat6, Cat6A, HDMI, VGA, DisplayPort, DVI, Mini DisplayPort, Stereo Jack, Belay, Passive USB-A, and Passive USB-C

NOTE: Factory install only for DisplayPort and Mini DisplayPort

USB-4C, Dual C+A, Dual USB-C 45W, USB-C 60W, USB A+C








NOTE: Powered Technologies do not transfer data

Tamper Resistant & Hospital Grade Available

FINISHES



FACEPLATE

The color of the plastic end caps and window frames will default to the color of the faceplate chosen.



- | | |
|---|--|
|  Matte White |  Gloss White |
|  Matte Black |  Gloss Black |
|  Matte Storm |  Silver*
(defaults to Black plastic) |
|  Matte Fog | |

FINISH AREAS







-  Anodized Aluminum Housing
-  End Caps & Window Frames
-  Face Plate

ANODIZED ALUMINUM HOUSING

-  Black Anodized Aluminum
-  Clear Anodized Aluminum

PLASTIC END CAPS & WINDOW FRAMES

-  White
-  Black
-  Storm
-  Fog