

# BYRNE

## MS2



\* Image shown: 2 Power, 2 Open on each side with Clear Anodized Aluminum, and White Plastic with each side facing the same direction.



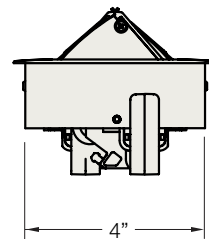
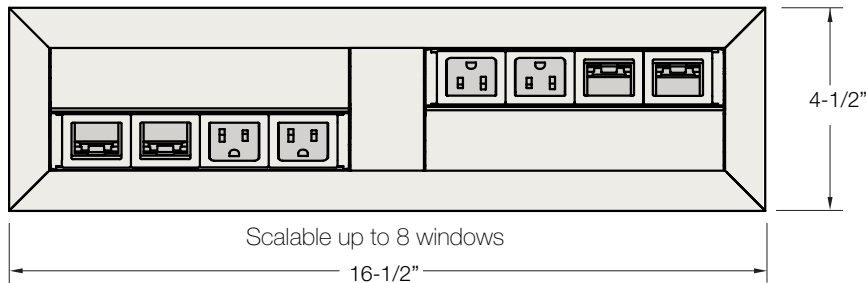
\* Image shown: 2 Power, 2 Open on each side with Clear Anodized Aluminum, and Black Plastic with each each facing opposite direction.

### OVERVIEW

Retractable and durably constructed, MS2 is highly functional with a fluid, one-touch door that remains open during use. MS2 offers a completely scalable solution - from 2 to 8 windows per side - with a variety of power options and data configurations. Designed to conveniently provide power and data access from either side of table or worksurface.

### SPECIFICATIONS

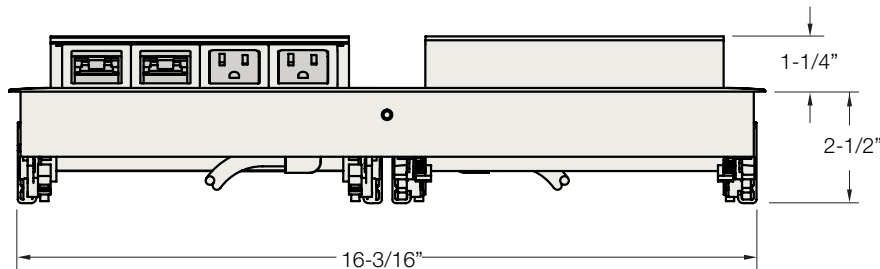
\* Images depict a 2 power, and 2 open data per side.



**Min Surface Depth**  
3/8"

7/8" when using mounting feet

**Max Surface Depth**  
1 1/2"

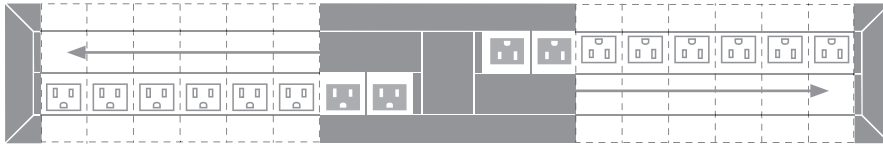


### CUT OUT DIMENSION

Windows Per Side	Length	Width
2 Windows	10-3/16"	4"
3 Windows	13-3/16"	4"
4 Windows	16-3/16"	4"
5 Windows	19-3/16"	4"
6 Windows	22-3/16"	4"
7 Windows	25-3/16"	4"
8 Windows	28-3/16"	4"

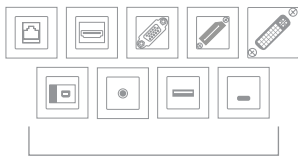
## CUSTOMIZE BY SIZE

MS2 offers from 2 to 8 windows on each side, as shown below. Each window can be replaced by a variety of power or technology options. Available with each side facing the same direction or facing the opposite ways as show below.



## INTEGRATED TECHNOLOGIES

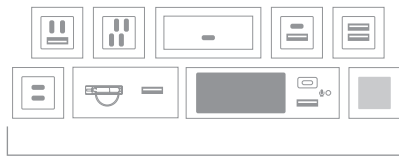
The power simplexes must be grouped together and installed at the **right end** of this product. Technologies requiring power must immediately follow.



### NON-POWERED

Cat6, Cat6A, HDMI, VGI, DisplayPort, DVI, Mini DisplayPort, Stereo Jack, Passive USB, and Passive USB-C


NOTE: Factory install only for DisplayPort and Mini DisplayPort



### POWERED

USB-4C, Dual C+A, USB-C 60W, Dual USB-C 45W, USB A+C, Dual USB, Bluetooth® Speaker, Rock.in.Doc®, Embrava®

NOTE: Powered Technologies do not transfer data



### POWER SIMPLEX

Tamper Resistant & Hospital Grade Available

## POWER ENTRY OPTIONS

PLEASE NOTE: Product requires separate power infeed for each side.

### UL LISTED

- Corded
- Hardwired
- 4-Trac interconnect
- 8-Trac interconnect

### UL RECOGNIZED & ETL LISTED

- Interlink IQ
- Interlink

## CODES

### NEW YORK

The Corded MS2 can be used in New York City, as per the official New York City Electrical Code.

### CHICAGO

The Hardwired MS2 must be used in the city of Chicago.

## FINISHES

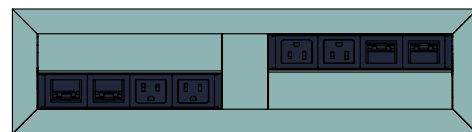
### ANODIZED ALUMINUM HOUSING & GROMMET

- |  |             |  |                |
|--|-------------|--|----------------|
|  | Copper Rose |  | Black Anodized |
|  | Dusty Blue  |  | Clear Anodized |
|  | Shadow      |  |                |

### PLASTIC SIMPLEX, END CAPS, & WINDOW FRAMES

- |  |       |  |       |  |   |
|--|-------|--|-------|--|---|
|  | White |  | Storm |  | Silver<br>(not available as a simplex finish) |
|  | Black |  | Fog   |  |   |

## FINISH AREAS



- Anodized Aluminum Housing
- Simplex, End Caps & Window Frames